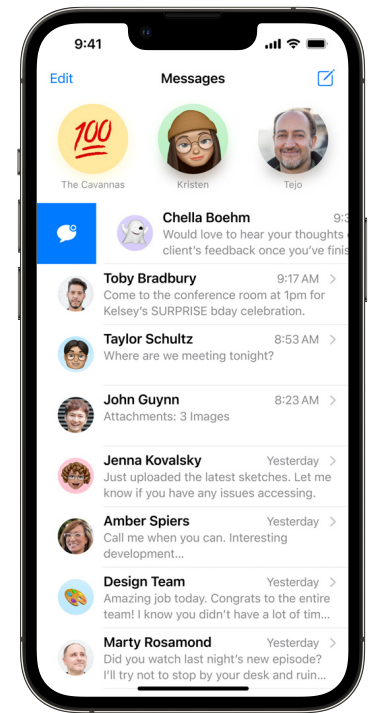




iOS 16

Reviewer's Guide
September 2022



Overview

iOS 16 delivers the biggest update ever to the Lock Screen, making it more personal, beautiful, and helpful than ever. Focus has been updated to enable a more streamlined setup, making it even easier to draw boundaries. iCloud Shared Photo Library delivers the easiest way to share photos seamlessly with your family. Major updates to Messages and Mail help users stay in touch with ease. Collaborate on the web together with friends by sharing Safari Tab Groups. Enhanced intelligence updates to Live Text and Visual Look Up make every day smarter and easier for you. New updates to Maps enable further exploration of the world with multi-stop routing.



Lock Screen. With the biggest update ever to the Lock Screen, you can make it more personal, beautiful, and helpful. Make your photos shine on the Lock Screen with new ways to stylize how they look and appear throughout the day or select from a gallery of personalized Lock Screens. Choose from a set of expressive fonts and colors to customize the look of the date and time. Display a set of Lock Screen widgets to quickly glance at data like the weather, time, date, battery levels, calendar events, and more. Live Activities make it easier to stay on top of things happening in real time, like a sports game or food delivery, right from the Lock Screen.¹



Focus. Personalize your Focus by connecting it to your Lock Screen and Home Screen, or use Focus filters to filter out distracting content within your apps so you can draw even clearer boundaries. And getting started with Focus is easier than ever, with a streamlined setup.



iCloud Shared Photo Library. Share photos and videos seamlessly and even automatically with up to five other family members so everyone can enjoy and collaborate on family photos and relive more complete memories. iCloud Shared Photo Library is a separate iCloud library that participants can contribute photos and videos to. Content in the Shared Library appears in everyone's Memories, Feature Photos, and Photos widget, so you can relive your family's adventures with all of the photos.¹



Messages. New messaging features help you craft the perfect message, pull back a message you didn't mean to send,² or mark a message as unread so you can come back to it later. Shared With You gets even better, as it can now be accessed in third-party apps. Start and manage collaborations in apps using Messages. Plus, SharePlay is coming to Messages so you can enjoy content in sync via Messages.



Mail. With helpful features for managing email, you can do things like schedule email, unsend an email a few moments after sending it, compose beautiful email with rich links, and more. Plus, an improved Search experience makes it easy to find what you need in no time.³



Safari and Passkeys. Collaborate on the web together with friends by sharing Tab Groups. And use passkeys, a next-generation credential that can't be phished or leaked—and aims to replace passwords for good.



Live Text. Live Text becomes even more capable by adding support for paused video frames; recognition of Japanese, Korean, and Ukrainian text; and new quick actions.⁴

Visual Look Up. You can lift any subject from an image to share it elsewhere.⁴ And you can now get information on birds, insects, spiders, and statues.⁵



Siri. Apps now work with Siri as soon as you download them, no setup required.⁶



Dictation. With the all-new Dictation experience, the keyboard now stays open while you dictate, so you can move fluidly between voice and touch.⁷ Dictation will even automatically add punctuation to your text, so typing with your voice is more natural.⁸ You can also do more with your voice than just typing text, like adding emoji.⁹



Maps. Easily create routes with multiple stops, see how much a journey will cost on transit, and add transit cards to Wallet. And developers have more powerful tools than ever to create amazing experiences using Maps.



Wallet. Use your driver's license and state ID stored in Wallet in apps that require ID verification.¹⁰ Sharing keys securely with people you trust is easier than ever.¹¹ With Apple Pay Later, you can pay over time for your Apple Pay purchases.¹² And use Apple Pay Order Tracking to track your purchases in real time.



Home. The Home app is completely reimagined with an all-new design that makes it easier to view and control your smart home accessories at a glance. iOS 16 also adds support for the new Matter smart home connectivity standard, which will help bring the smart home experience to more people.¹



Health. Manage, track, and understand the medications that you take with the new Medications experience.¹³ And to make it even easier to set up Health Sharing, you can now invite family members to share their information stored in the Health app.



Fitness. Use the Fitness app on iPhone to track and meet your fitness goals, even if you don't have Apple Watch. Set personal move goals, check your trends, share your activity, and more. And later this year, use the Fitness app, even without Apple Watch, to workout and meditate with Apple Fitness+.



News. A new My Sports section enables you to easily follow your favorite teams and leagues, receive stories from top sports publishers, access scores, schedules, and standings for the top professional and college leagues, and watch highlights right in the News app.



Family Sharing. It's now easier to set up and manage accounts for kids with built-in parental controls. Once your child has an account, you can set up a new device for them with just a few taps. Easily share your favorite Apple purchases and subscriptions so that everyone gets personalized access to their favorite content.



CarPlay. This next generation of CarPlay is the ultimate expression of the iPhone experience in the car. It provides content for all the driver's screens including the instrument cluster, ensuring a cohesive design experience that is the very best of your car and your iPhone. Vehicle functions like radio and temperature controls are handled right from CarPlay. And personalization options range from selecting the look and feel of your instrument cluster to showing your favorite Widgets, ensuring the experience is unique to the driver. Vehicle announcements will start late next year.



Safety Check. A new tool in Settings helps people in domestic or intimate partner violence situations quickly reset access to their data and location they've granted to others. It also helps you manage which people and apps you've given access to.



Accessibility. Get accessibility features like door detection within Magnifier,¹⁴ Live Captions for FaceTime video calls and any calls or content on your iPhone,¹⁵ an option to control your Apple Watch using assistive features like Switch Control on your iPhone, over 20 additional languages for VoiceOver and Spoken Content, spelling mode for Voice Control, and more.¹⁶



Lock Screen

This is the biggest update ever to the Lock Screen, with new ways to make it more personal, beautiful, and helpful. Rich new photo features help you artfully set your favorite images on the Lock Screen and stylize them in new ways. Choose from a new set of expressive type styles and colors to customize the look of the date and time, and add widgets to your Lock Screen to glance at data like the weather, upcoming calendar events, and more. Live Activities make it easier to stay on top of things happening in real time, like a sports game or food delivery, right from the Lock Screen.¹



Make the Lock Screen your own.

Stylized time.
Choose from six different font choices and a wide spectrum of colors to customize the look of the date and time.



Widgets above the time.
Glance at information like the weather in this compact, in-line textual format above the time.

Multilayered photo effect.
Give the people you care about a starring role. Artfully set them in front of the time on the Lock Screen, creating a compelling sense of depth.

Photo styles.
Apply styles to photos that automatically change the color filters, tinting, and type style to complement each other.

Find inspiration in the new wallpaper gallery for the Lock Screen.

Select from a gallery of personalized Lock Screens, each with a unique backdrop, stylized view of the date and time, and data-rich widgets.



Featured. See a set of featured wallpapers personalized for you.

Suggested photos. View intelligently suggested photos from your personal library, like the best shots of family that look great on your Lock Screen.

Photo shuffle. See a set of photos automatically shuffled on your Lock Screen. Set the cadence for how often your Lock Screen updates with a new photo, or let iOS surprise and delight you throughout the day.

Weather and Astronomy. Glance at live weather conditions as they change throughout the day. See the earth, moon, and solar system with the set of dynamic astronomy Lock Screens.

Emoji. Create patterned wallpapers with your favorite emoji.

Color. Combine your favorite colors for a gradient wallpaper.

Apple collections. Choose from a set of dynamic, classic, and landscape Apple wallpapers. Celebrate special cultural moments with the Pride and Unity wallpapers.

Get information at a glance, right on your Lock Screen.

Widgets

Choose to display a set of widgets as part of your Lock Screen to quickly glance at data like the weather, time, date, battery level, upcoming calendar events, alarms, time zones, and Activity ring progress.

Designed for the Lock Screen. Widgets on the Lock Screen adapt to the wallpaper with automatic color tinting. In addition to rectangular and circular formats, a new in-line text format offers you information above the time.


Developer API. Glance at widgets from your favorite third-party apps.



Widgets on Lock Screen



Widget gallery



New design for Now Playing



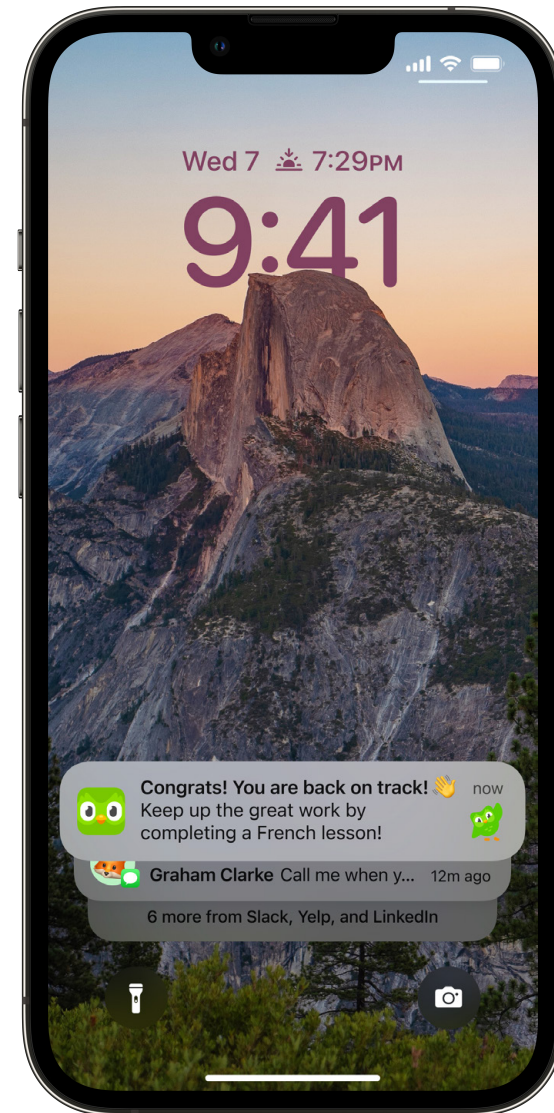
Third-party Live Activities

Redesigned notifications on Lock Screen.

Notification view. Choose to view notifications in an expanded list view, stacked view, or count view. Simply swipe to change the layout in context.

Notifications roll in from the bottom. Notifications, including your notification summary, now roll in from the bottom of your Lock Screen as you receive them, making them easy to glance at as they come in.

New design. Bold text and more prominent imagery from apps makes notifications visually pop.



Notification view



Focus

Focus helps you be in the moment, and this year you can use it to transform how your iPhone looks and functions at the same time to find balance throughout the moments in your life. Deeply personalize your Focus by connecting it to your Lock Screen, or use Focus filters to filter out distracting content within your apps so you can draw even clearer boundaries. Getting started with Focus is easier than ever, with a streamlined onboarding and settings experience.

Lock Screen linking. If you want to transform how your iPhone looks and functions, you can link your Lock Screen to your Focus. Since you can switch between Lock Screens with just a swipe, switching your Focus has never been easier.

Streamlined setup. Getting started with Focus is easier than ever with a new setup experience.

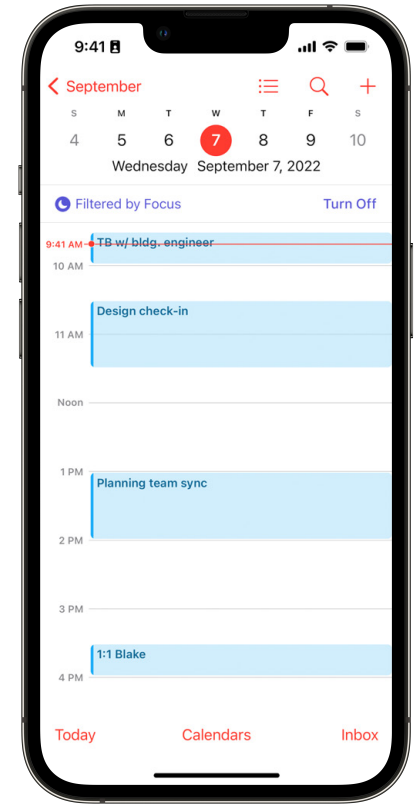
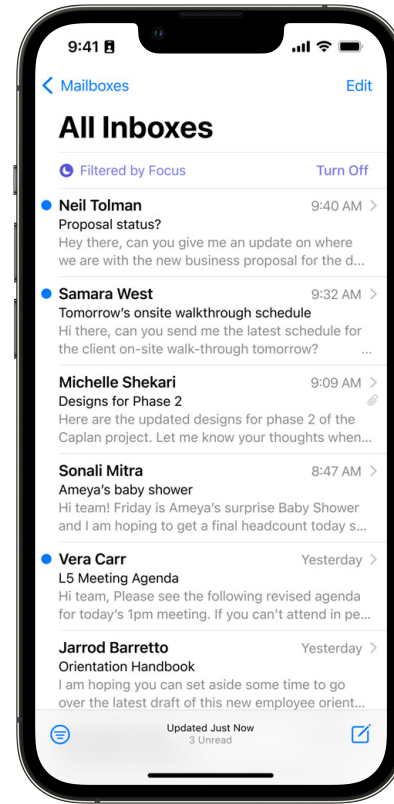
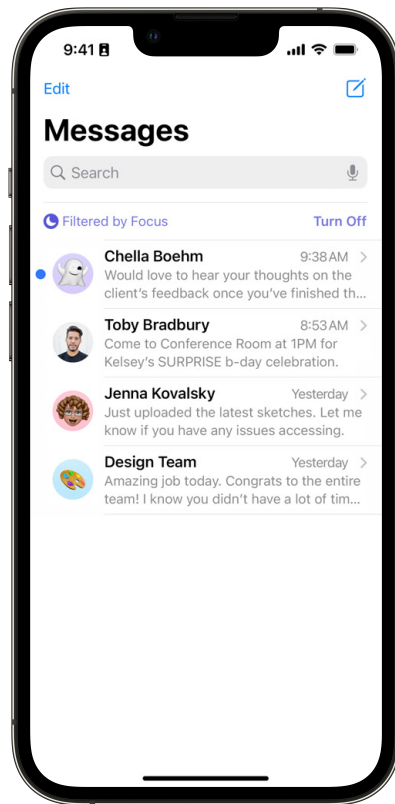
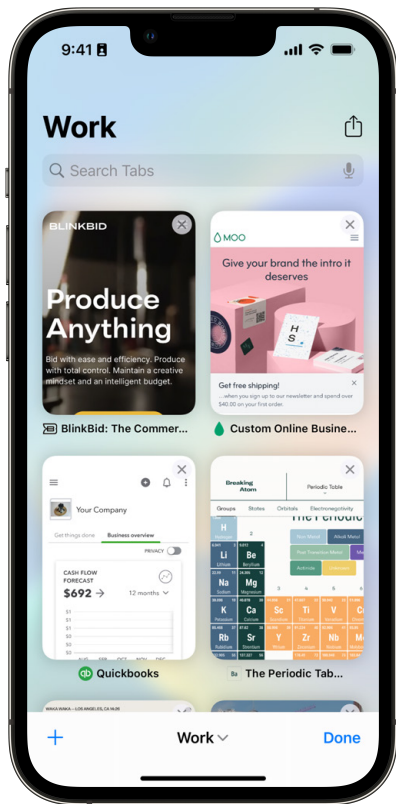
- **Allow and silence list.** When you're setting up a Focus, now you can select which notifications from apps and people you want to allow or silence.
- **Lock Screen suggestions.** iOS suggests Lock Screen content relevant to the Focus you're in. For example, a family photo Lock Screen for your Personal Focus, or for your Work Focus, a Lock Screen with widgets for keeping track of your upcoming meetings or to-do lists.
- **Home Screen page suggestions.** In Focus settings, iOS now suggests matching Home Screen pages with apps and widgets most relevant to the Focus you're using.

Watch face integration. Now you can match your Apple Watch face to your Focus, so every time you switch to that Focus, you'll see the corresponding watch face.



Focus filters. Draw boundaries by filtering out distracting content within Apple apps like Calendar, Mail, Messages, and Safari for each Focus you enable. For example, specify which tab groups show up in Safari while in the Work Focus, or hide your work calendar when you're using the Personal Focus.

Developer API. With the new Focus filter API, developers can use the signal that you're using Focus to hide distracting content. This is all done while preserving your privacy, so apps can leverage this signal without knowing what exactly you're focusing on.





iCloud Shared Photo Library

iCloud Shared Photo Library gives families a new way to share photos seamlessly with a separate iCloud Photo library that up to six people can collaborate on and contribute to—so everyone can enjoy more complete family memories.

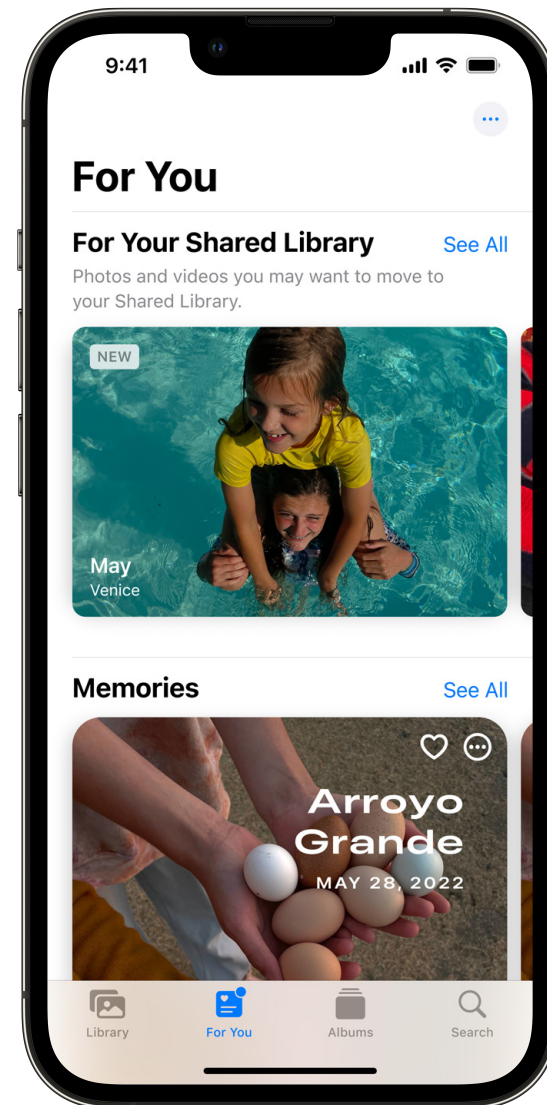
Easy setup. When you set up iCloud Shared Photo Library, you can choose to share everything already in your library, or you can customize what to include based on date and people in the photos. For example, you can choose to share everything after the date you met your partner. Or you can choose to include just the photos that include your partner and the kids. You can participate in one shared library and invite up to five other people.

Share photos manually. You can choose to share just the photos you want by manually moving photos and videos to the Shared Library, or move photos you contributed to the Shared Library back to your personal library.

Sharing toggle in Camera. A switch in the Camera app lets you choose to send photos you take straight to the Shared Library—perfect when you're on a family vacation and want all the photos you take to be shared right away. If you want to take a photo of something personal, like a gift, you can turn it off.

Automatic proximity-based sharing. A setting lets you choose to automatically turn the Camera switch on when you are with other participants. So if you take photos on a date night, or family camping trip, you don't have to remember to share them later—they can be added automatically. Proximity detection requires both participants to have an Apple device logged in to iCloud with Bluetooth turned on.

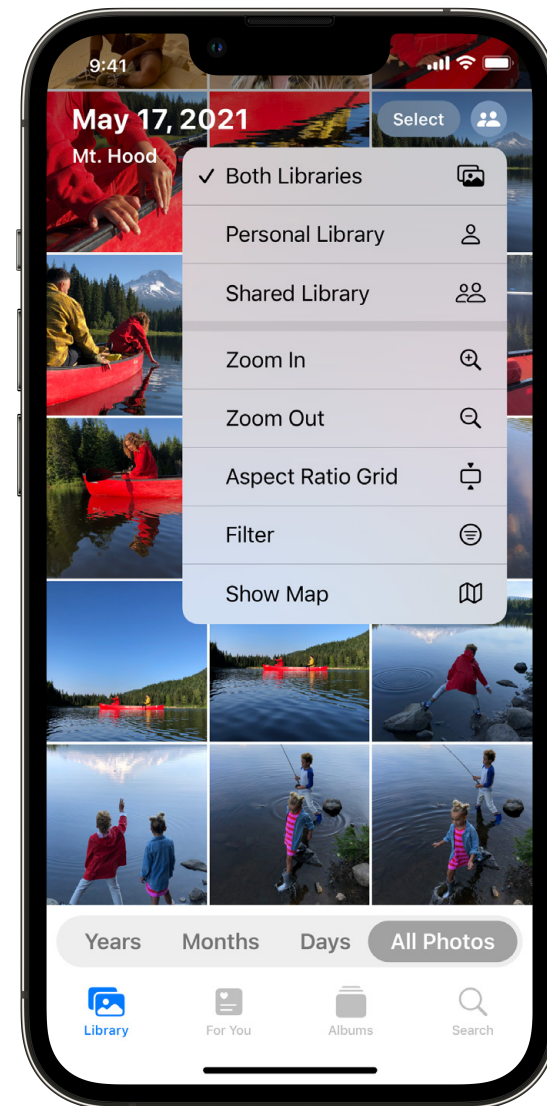
Smart suggestions in For You. To make it easy to complete your family's memories, photo moments are suggested in the For You tab that include your family members and other people you choose. You can add a photo moment with just a tap, or review and add individual photos from the suggestion.



Part of the Photos experience. Shared Library photos and videos are part of your regular Photos experience—no need to visit a separate tab or album. Quick filters at the top of the Library and Recents views let you quickly see just the photos in the Shared Library, just your personal photos, or both.

Collaborate on edits, favorites, metadata, and deletes. Once photos are moved to the Shared Library, edits, favorites, captions, keywords, and deletes are synced everywhere. So if one participant is a fantastic photo editor, or another cleans up the shared photos by deleting similar images, everyone benefits. If another participant deletes a photo that you contributed, you'll receive a notification so you can choose to move it back to your library.

Relive complete family memories. Photos and videos in the Shared Library appear in everyone's Memories, Featured Photos, and the Photos widget. So you can relive your family's adventures through all of the photos—which is especially great when you gather around a shared device like iPad or Apple TV to enjoy your family's memories together.



Messages

Messages brings all-new ways to share and connect with others. New everyday messaging features bring some of the most highly requested updates to the Messages app. And with powerful collaboration tools and new ways to share the content you love, the Messages app offers even more dynamic ways to help you stay connected with those who matter most.

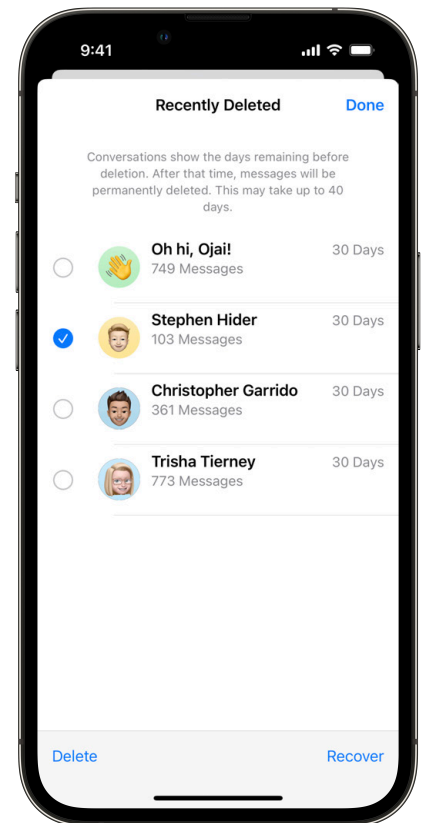
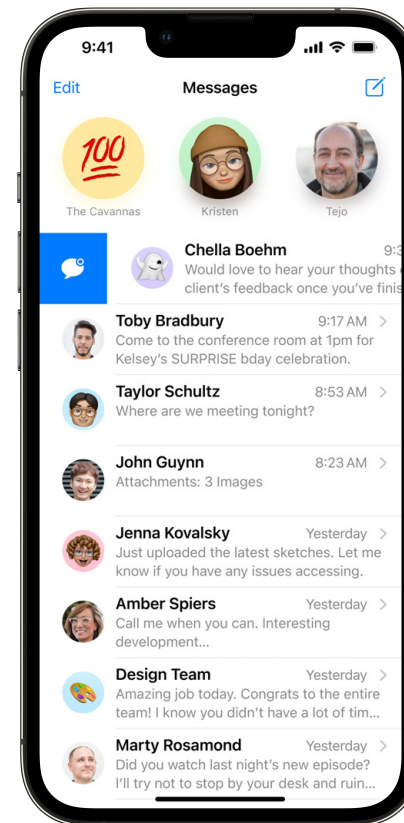
Top requested features

Edit a message.¹⁷ Edit any sent message up to 15 minutes after sending. Recipients will be able to see a record of edits.

Undo send. If you make a mistake or send something by accident, you can unsend any message up to 2 minutes after sending.

Mark as unread. Mark messages as unread when you don't have time to respond and want to be sure to get back to the sender later.

Recover accidental deletes. Recover recently deleted Messages threads up to 30 days after deletion.



Collaboration

Start and manage collaborations in apps across the system using Messages, and view updates right in the thread where they were shared.

Start a collaboration. Instantly start collaborating with others by sharing a document, slide deck, or other file type in Messages, just like you share photos or links. Once a collaboration is started in Messages, everyone in the conversation automatically gets access to the shared file. Use Messages to start collaborations in Files, Freeform, Keynote, Notes, Numbers, Reminders, and Safari, as well as supported third-party apps.

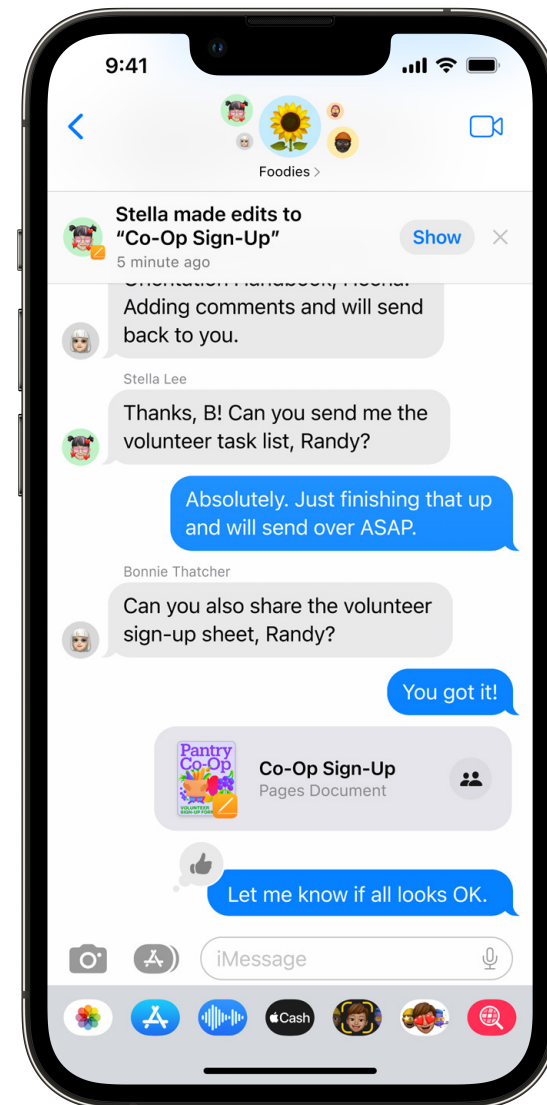
Manage collaboration. When someone new is added to a Messages thread, you can easily add that new person to any existing collaborations, right from Messages.

Collaboration activity updates. See activity updates for collaborative files right in the Messages thread with the people you're collaborating with. Updates will highlight when someone has made changes, left comments, or mentioned you in a collaboration.

Communicate with Messages or FaceTime. When you're working on a collaborative file, you can jump into the associated Messages conversation or start a FaceTime call with your collaborators with a single tap.

Initiate collaboration while on a FaceTime call. When inspiration strikes during a FaceTime call, starting collaboration is quick and easy. The share sheet will include participants on the call as a smart suggestion, so sending a shared note or presentation to everyone on the call can happen in an instant.

API. Developers can take advantage of the rich collaboration features available with Messages using a new API.

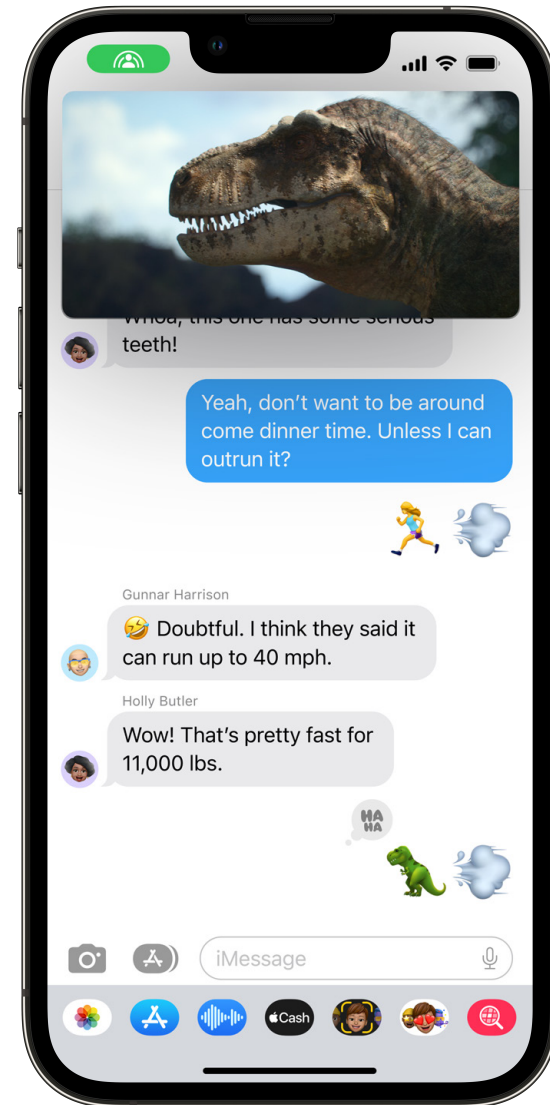


Shared content and experiences

SharePlay is coming to Messages and Shared With You is coming to third-party apps.

SharePlay in Messages. No need to start a FaceTime call to jump into SharePlay—now, you can start a synchronized experience and connect in a Messages thread. You'll have the option to start the session with Messages as well as FaceTime, giving you more options for how you connect with friends and family while enjoying a shared experience.

Shared with You API. Content shared from supported third-party apps will surface in a Shared with You section of the app on recipients' devices.





Mail

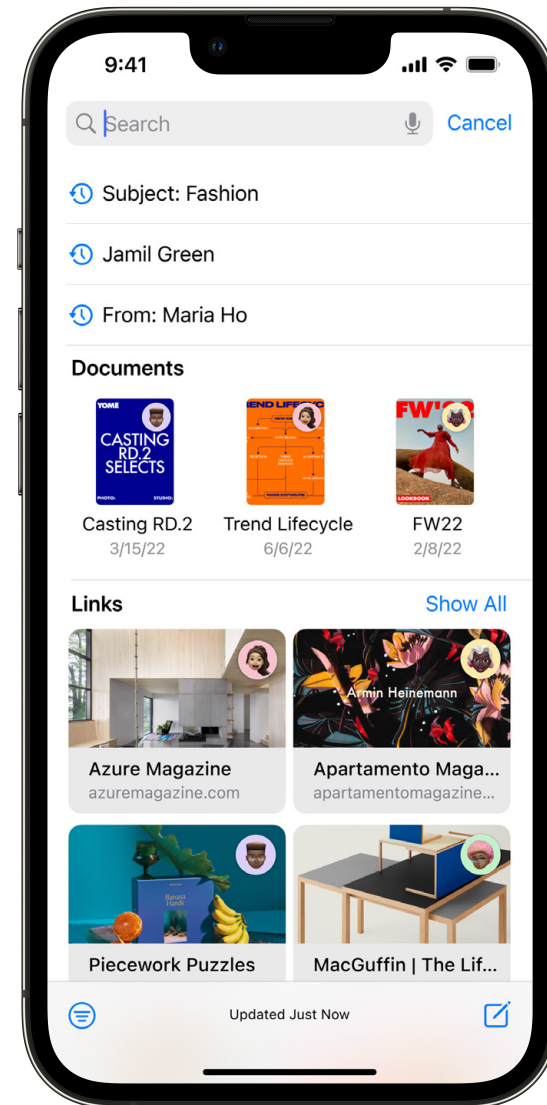
Mail introduces an improved Search experience that makes it easy to find what you need in no time. New Inbox tools like Scheduled Send and Remind Me help you take control and efficiently manage your inbox while new compose features make it simple and easy to craft your message.

Search

Search in Mail is getting the biggest overhaul in years. Using state-of-the-art techniques and improvements in relevancy rankings, Mail surfaces the most relevant email based on the content and your behavior.

Smart search suggestions. See a rich view of shared documents, links, and more the moment you click on the search bar. As soon as you start typing, you'll instantly see results with each letter that you type.

Smart search corrections.¹⁶ Intelligent search will use synonyms to your search terms when returning results. It also detects typos in your search terms and continues the search in your mail for the correct spelling.



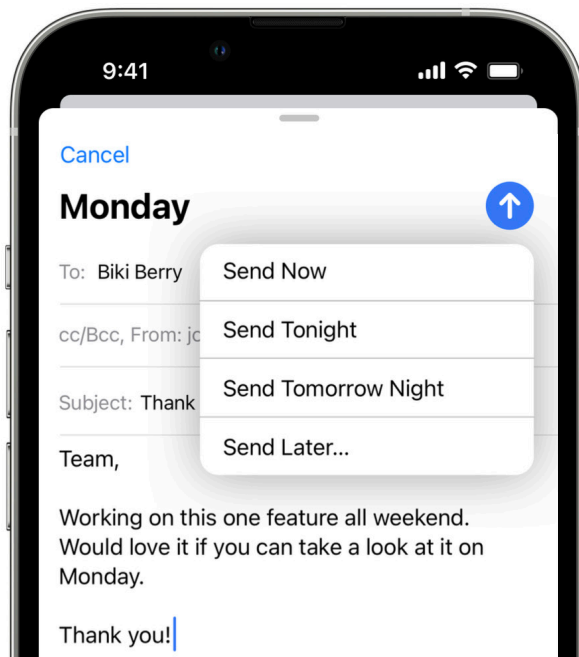
Compose

New compose features in Mail help you send email to the right people at the right time.

Rich link. Add links as rich links to give your email more visual details at a glance. If you'd like to continue with a text link, you can always convert it back.

Missing recipient and attachment.¹⁶ If you forget an attachment or recipient, Mail will detect what is missing and prompt you to quickly add it before you send.

Scheduled send. To make sure your message is sent at the perfect moment, you can now schedule email to be sent whenever you'd like.

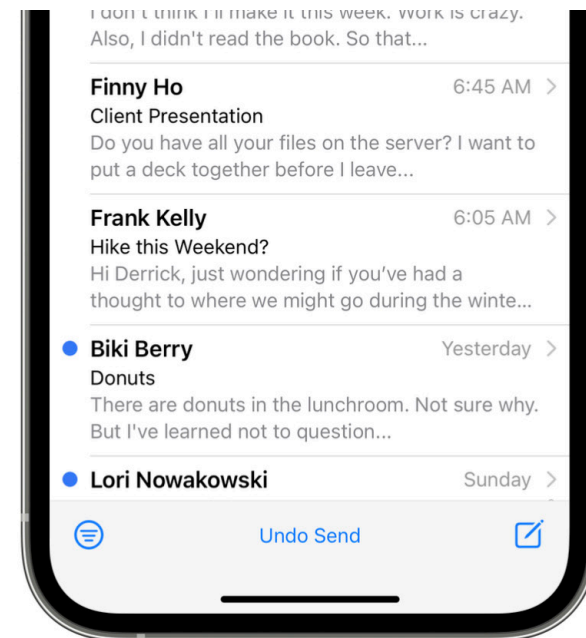


Schedule email to send at the perfect time.

Undo send. If you don't catch a mistake before you hit send, you can easily pull back recently sent email messages within 10 seconds of sending them and before they ever reach the recipient's inbox.

Remind Me. Swipe right on an email and set a reminder for any date and time. The email will reappear at the top of your inbox at that date and time so you'll never forget that you opened it and need to come back to it.

Follow up.¹⁵ Mail detects sent email messages with key phrases like "Could you send..." and "I will do it by..." that have not received a response and surfaces them to the top of your inbox so you can quickly follow up.



Unsend a message before it reaches the recipient's inbox.



Safari

Safari gets exciting updates to help you collaborate and stay safe while browsing. Tab Groups are leveled up with new customization features and shared Tab Groups. Passkeys usher us into the passwordless future with an easier way to sign in that protects against phishing and website leaks.

Shared Tab Groups

Collaborate on the web together with friends. Everyone in a shared Tab Group can make changes and add their own tabs. Shared Tab Groups are great for co-writing an article, planning an upcoming trip, or shopping for furniture with others. It's so handy to share your favorite sites in one place.

Instant updates. As you make changes to a shared Tab Group, everyone can see the updates instantly.

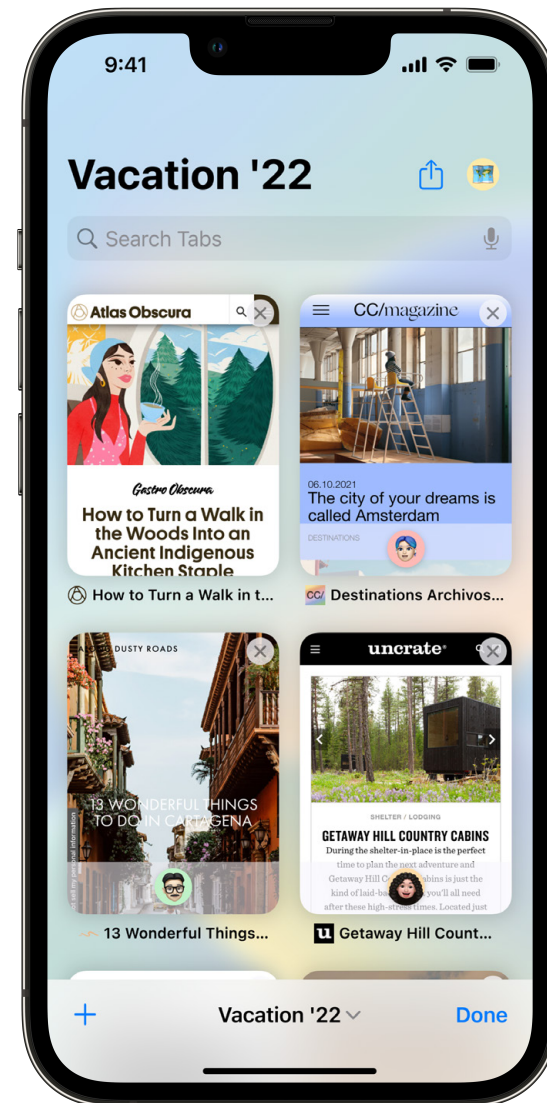
Real-time presence. You can see which tab others are looking at in that exact moment, making it easy to discuss and connect in real time.

Start Messages or FaceTime conversations. You can start a Messages conversation or FaceTime call right from Safari with everyone participating in your Shared Tab Group.

Tab Group enhancements

Tab Group start pages. Customize each Tab Group's start page with a unique background image and favorites for your group or topic.

Pinned tabs in Tab Groups. Customize your Tab Groups with pinned tabs for each group.



Passkeys

Browsing in Safari is even safer with passkeys, a next-generation credential that's more secure, easy to use, and designed to replace passwords. While completely removing passwords will be a journey, passkeys solve the biggest issues with passwords today.

More secure than passwords. Passkeys replace passwords with a digital key that is unique to a user's account, along with biometric authentication like Face ID or Touch ID, making passkeys stronger than all common two-factor authentication types.

Protects against phishing. Passkeys are specific to the site you created them for and don't leave your device during sign in, so hackers can't steal them in a data breach or trick users into sharing them.

Safe from website leaks. Your secrets are never kept on a web server, so you don't have to worry about website leaks compromising your accounts.

Sync across devices. Passkeys are end-to-end encrypted and synced across your Apple devices using iCloud Keychain.

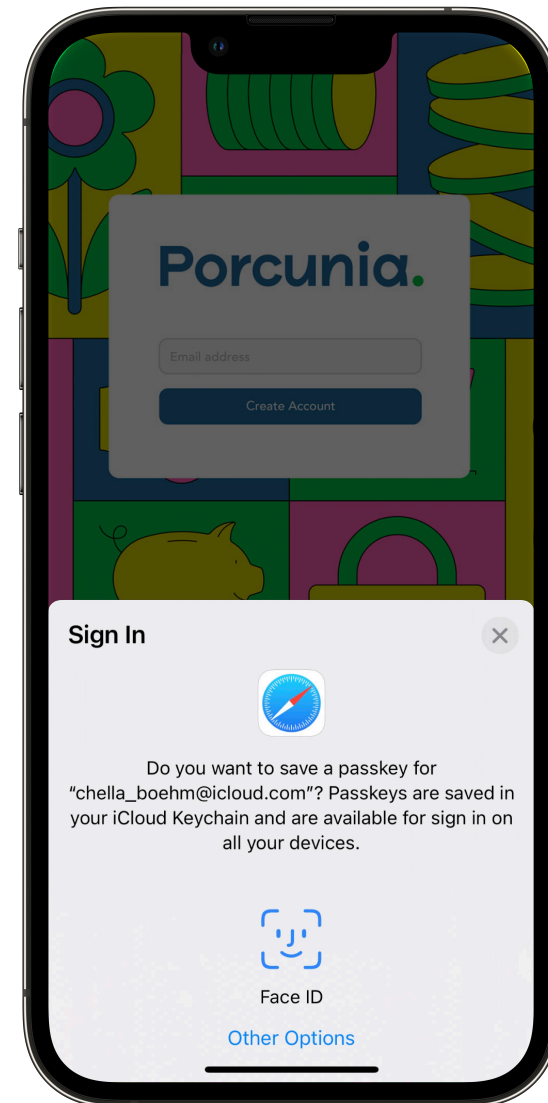
Sign in on non-Apple devices. Passkeys can also be used cross-platform. You can sign in to websites on non-Apple devices using passkeys by scanning the QR code with your iPhone and using Face ID or Touch ID to authenticate.

Passwords

Moving beyond passwords will be a journey. In the meantime, we have some improvements to the passwords experience.

Edit strong passwords. You can edit strong passwords generated by Safari to adjust for site-specific requirements.

Wi-Fi passwords in Settings. Easily find and manage your Wi-Fi passwords in Settings. Find and share Wi-Fi passwords or delete old ones you don't need anymore.



Live Text

Live Text makes text and data that appear in photos, and now videos, interactive. Live Text becomes more capable with recognition of Japanese, Korean, and Ukrainian texts. And with quick actions, interacting with text has never been easier.⁴

Video support. Text is completely interactive in paused video frames, so you can copy/paste, Look Up, translate, share, and access quick actions. Live Text works with video in Photos, Quick Look, Safari, and more.

Quick actions. Data detected in photos and videos is actionable with a single tap. Translate foreign languages, call phone numbers, launch websites, compose an email, search addresses, create calendar events, track flights and shipments, and convert units.

Language expansion. Live Text adds support for Korean, Japanese, and Ukrainian text.



Visual Look Up

Visual Look Up allows you to quickly get information about objects and scenes that appear in images across the system. You can now lift the subject away from the background of an image and look up information on birds, insects, spiders, and statues.

Lift subject from background. Touch and hold on the subject of an image to lift it away from the background. You can then copy the subject and place it in apps like Messages and Notes. You can also simply remove the background from the image. You will be able to access this capability systemwide including in Photos, Safari, Quick Look, and in screenshots.⁴

Visual Look Up domain expansion. You can now look up information about birds, insects, spiders, and statues.⁵





Siri

Apps now work with Siri as soon as you download them, no setup required. And you can now send emoji with messages, hang up a phone call completely hands-free, and ask “What can I do here?” on any screen to learn how Siri integrates with apps and system controls.

Control apps with zero setup. With the new App Intents API, apps now work with Siri as soon as you download them, no setup required. And developers can provide multiple phrases for running a shortcut, so you can use more flexible language when ordering a coffee, controlling your robot vacuum, and more.⁶

Emoji in texts. Use emoji when sending messages with Siri. For example, you can say “Hey Siri, text Daniel ‘Let’s go out tonight dancing emoji!’” to text “Let’s go out tonight 🕺” to Daniel. Siri will automatically pick your favorite dancing emoji with your preferred skin tone.⁹

Automatically send messages. Sending texts in Messages with Siri is faster and simpler—by skipping the confirmation step when Siri is confident in the message text. You can enable this feature in Settings.

Hey Siri, what can I do here? Discover Siri capabilities in iOS and apps by asking “Hey Siri, what can I do here?” You can also inquire about a specific app by saying, for example, “Hey Siri, what can I do with iRobot?”¹⁸

Call hang up. With Siri, you can hang up a call completely hands-free. This is great when on the go with AirPods, in the car with CarPlay, or at home with HomePod. Just say “Hey Siri, hang up” during a call, and Siri will end the call (those on the call will hear you). This request is supported in Phone and FaceTime.¹⁹

Expanded offline support. Siri now processes home control (HomeKit), Intercom, voicemail, and notification requests offline, without an internet connection.¹⁹





Dictation

Dictation is a fast and easy way to enter text on your iPhone using just your voice. In iOS 16, the Keyboard stays open while you dictate, so you can move fluidly between voice and touch. Dictation will even automatically add punctuation your text, so typing with your voice is more natural. You can also do more with your voice than just typing text, like adding emoji.

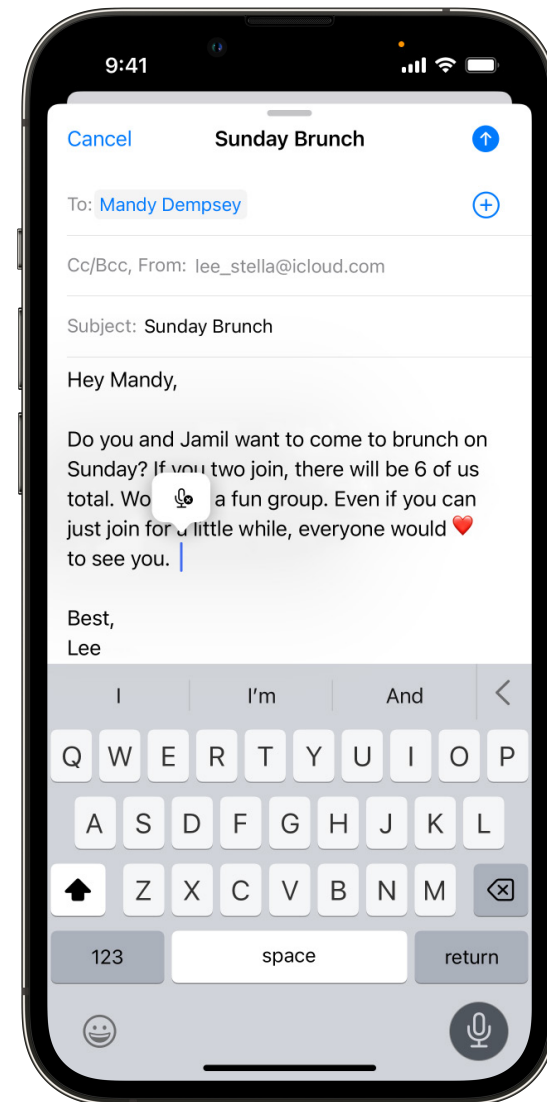
All-new Dictation experience. While dictating on-device, you can move fluidly between voice and touch. Type with the keyboard, tap in the text field, move the cursor, and insert QuickType suggestions, all without needing to stop Dictation.⁷

Automatic punctuation. Dictation inserts commas, periods, and question marks for you as you dictate.⁸

Emoji support. Insert emoji using your voice while dictating on device. For example, while dictating, say “fire emoji” to add 🔥 to text.⁹

Dictation in Messages text field. In Messages, the Dictation icon is now available in the text entry field for easier access.

Dictation popover. Easily stop Dictation by tapping on the new cursor popover.



Spotlight

With the search button on the Home Screen, it is now even easier to launch an app, find a contact, or start a search from Spotlight. And now you have the ability to take action, run a shortcut, or start a Live Activity directly from Spotlight, helping you get exactly what you need even faster.

Search button on Home Screen. Spotlight can be accessed directly from the bottom of the Home Screen, enabling easier access to launch apps, find contacts, or get information from the web.

Quick actions. You can now use Spotlight to quickly take action. For example, you can create a timer or alarm from Spotlight after searching “clock.” You can also turn on a Focus, use Shazam to identify a song, and run any shortcut. You can even search for an app’s name to see shortcuts available for that app, or create your own from the Shortcuts app.

Start Live Activities.¹ Live Activities make it easier to stay on top of things that are happening in real time. Similar to quick actions, you can start Live Activities, like tracking a sports game, directly from a Spotlight result.

Image search expands to more apps. In addition to Photos, Spotlight image search now queries Messages, Notes, and Files too. You can search by locations, people, scenes, or even things in the images, like a dog or a car.

Expanded rich results. Spotlight shows you more information at a glance with new rich search results for businesses and sports leagues and teams.





Maps

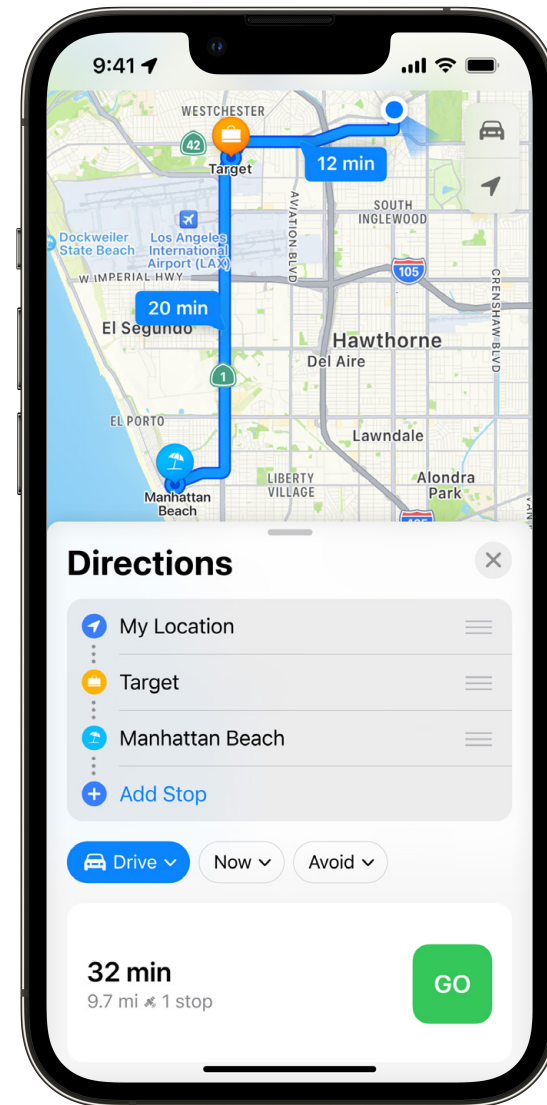
Apple Maps is the best way to navigate and explore the world. Drivers can now easily create routes with multiple stops, riding public transit is even simpler and more seamless, and developers have more powerful tools than ever to create amazing experiences using Maps.

Multi-stop routing. Drivers can now add up to 15 stops along their route. Easily reorder stops and even plan a route with multiple stops on your Mac, and it will automatically sync to your iPhone.

Add transit cards to Wallet. Add transit cards to Wallet, see balances, and top up your card, all without leaving Maps.

Transit fares.²⁰ See how much your journey will cost, right in Maps. Just add a destination, and Maps will show the correct fare, whether you're paying with cash or a transit card.

MapKit. Developers can now offer richer experiences in their apps by adding the detailed 3D city experience and Look Around. In addition, MapKit now offers easy integration using Apple Maps Server APIs.





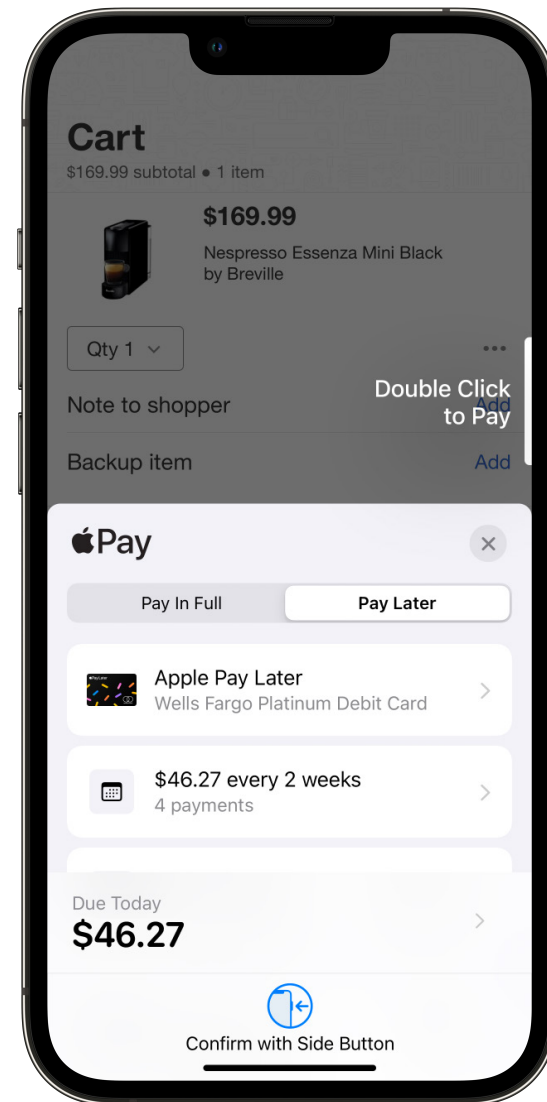
Wallet

We are making it easier to replace your physical wallet with iPhone. In iOS 16, you can use your driver's license and state ID in apps requiring ID verification. We've also made sharing keys more secure and convenient. When it comes to payments, Apple Pay Later gives you the flexibility to pay over time for your Apple Pay purchases,¹² and you can now view order receipts and tracking details in Wallet with Apple Pay Order Tracking. Finally, Apple Cash customers will be able to track pending requests, and Apple Card customers can see all the Daily Cash they've earned and more via a new Daily Cash rewards hub right in Wallet.

Apple Pay

Apple Pay Later. Apple Pay Later lets you split a purchase into four equal payments over six weeks.¹² There is no interest and there are no fees to pay.²¹ Apple Pay Later is available for purchases in apps and online when you check out with Apple Pay. And it's built into Wallet to make it easy to keep track of what you owe and when you owe it. By using the Mastercard network, Apple Pay Later just works with Apple Pay and requires no integration for merchants.

Apple Pay Order Tracking. You can receive detailed receipt and order tracking information in Wallet for Apple Pay purchases with participating merchants, making it easy to get the latest information on your Apple Pay purchases.



Apple Pay e-commerce enhancements. With new Apple Pay payment sheet and Wallet enhancements, Apple Pay is now available across more of your favorite sites and apps delivering a better experience focused on ease of use, transparency, and control. These enhancements fine-tune the payment sheet experience for recurring payments, maintain payment information continuity, and provide more transaction clarity in Wallet. Also, Apple Pay lets customers pay multiple merchants in a single transaction which gives customers the flexibility to make a bundled purchase, such as a travel package with flight, rental car, and hotel, then send payments to individual merchants.

Apple Card. View the lifetime Daily Cash you've received, track progress toward offers, discover the latest 3% Bonus Daily Cash Merchants, and learn how to earn even more Daily Cash.

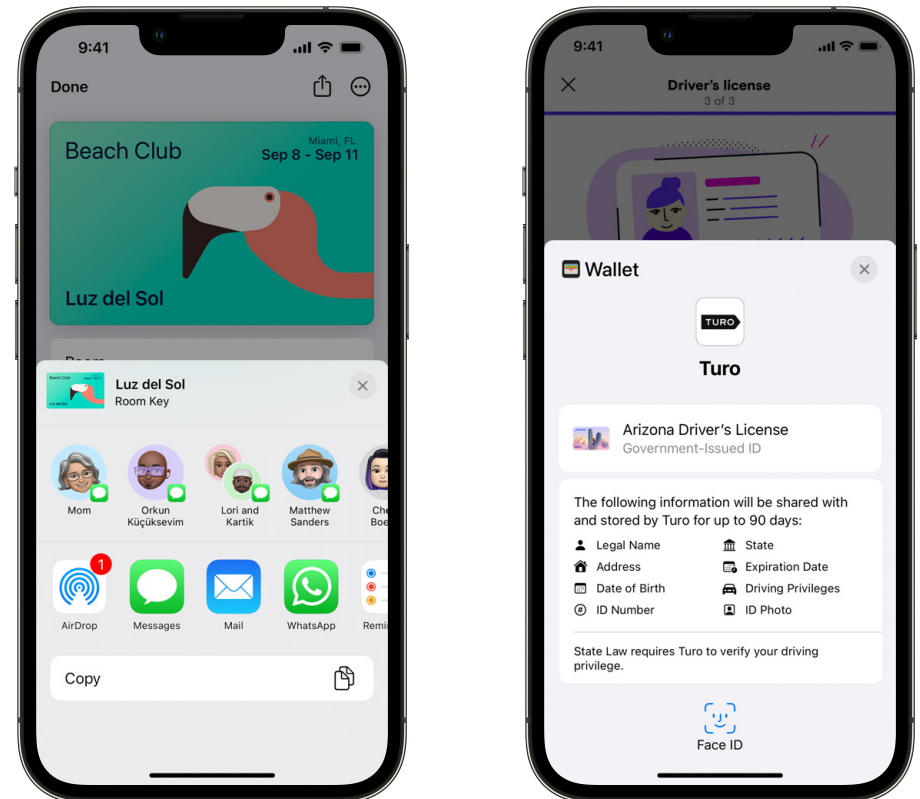
Apple Cash. Manage all your payment requests right from your Apple Cash card in Wallet. And easily review your latest purchases, payments, or Daily Cash deposits with new filters for your latest transactions.

ID cards presented in apps.

Sharing your ID card in Wallet within apps is easy, secure, and private. By simply tapping the Verify with Apple Wallet button, you can seamlessly present your verified driver's license or state ID information in apps that require identity verification.²² You can review the data that is being requested, if the data will be retained, and for how long. Your information will only be shared after you authorize with Face ID or Touch ID.

Keys

Your keys on your iPhone and Apple Watch are becoming smarter and more convenient than ever. Now you can add new keys to Apple Wallet right from Safari and securely share them with the people you trust via your favorite messaging apps. Also, if you're a traveler who frequently stays at a specific hotel brand, you now only need to add your hotel key once and it will automatically update to let you check in and unlock your room for all your reservations.¹¹





Home

The Home app helps you control smart home accessories easily and securely using your iPhone, iPad, or Mac or by asking Siri on any device. In iOS 16, the Home app is completely reimagined with an all-new design that makes it easier to view and control your smart home accessories at a glance, and an update to the underlying architecture that makes it more efficient and reliable.¹ A software update to iOS 16 also brings support for the new Matter smart home connectivity standard, which will enable a wide variety of accessories to work together, across platforms, helping bring the smart home experience to more people.

All-new Home app

Redesigned Home tab. The Home app has an all-new design that makes it easier to navigate, organize, view, and control all your accessories. Rooms and favorite accessories have been integrated into the main tab of the app, so you can view your accessories together and more easily control them.

Categories. Categories for Lights, Climate, Security, Speakers and TVs, and Water let you quickly access all the accessories in a specific category. When you tap on a category, you see all the relevant accessories organized by room, and more detailed status information.

New camera view. Up to four cameras can now be viewed at the same time in the Home tab. You can scroll to the right to see any additional cameras you have.



Tile design. Accessory tiles have been carefully redesigned so different accessories are more visually recognizable through shape and color. You can tap the circle around the accessory's icon to instantly control the accessory, or tap its tile to see more granular controls.

Widgets on the Lock Screen. New widgets give you the ability to see the status of your home and quickly access your favorite accessories right from the Lock Screen.

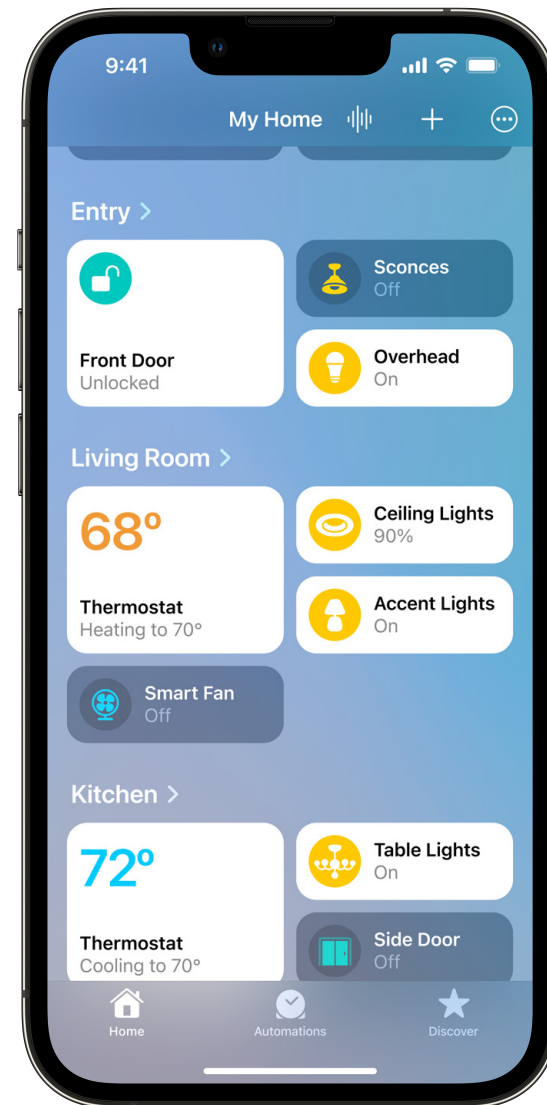
Updated architecture. Enhancements to the underlying architecture enable faster, more reliable performance, especially for homes with many smart accessories.

Note: The new Home architecture is a separate update in the Home app, and will be available in a software update later this year. It requires all Apple devices that access the home to be using the latest software. Sharing control of your home and receiving Home notifications require a home hub. Only Apple TV and HomePod are supported as home hubs.

Matter support. A software update to iOS 16 will add support for Matter, a smart home connectivity standard, which Apple helped create and contributed to alongside other industry leaders. Matter will allow compatible products to work across various smart home platforms and provide more choice and interoperability for customers, all while maintaining the highest levels of security. And when using the Home app, all data is processed and stored in a way that even Apple can't see, ensuring your privacy is preserved. Matter and HomeKit accessories will be supported seamlessly by the Home app and Siri on Apple devices.



Note: Matter accessories require an Apple TV or HomePod device as a home hub, and the Home app must be updated to the new architecture.



New tile design



Health

The Health app provides a central and secure place for all of your health information, so it's easily accessible and under your control. The new Medications experience in the Health app helps you manage, track, and understand the medications that you take.¹³ And to help you stay connected on what matters most, you can now send loved ones an invitation to share their information stored in the Health app.

Medications

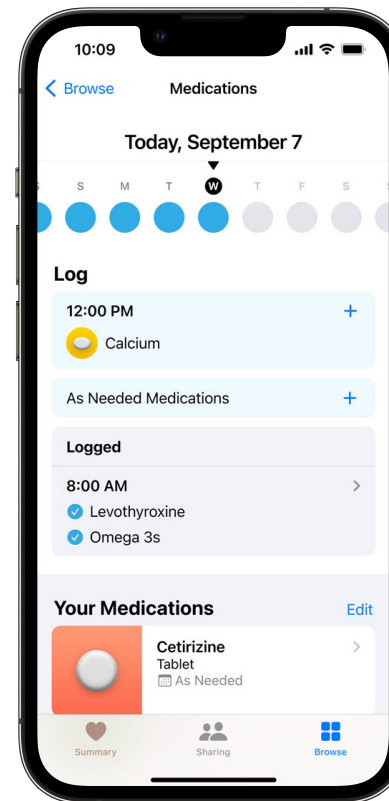
About half of adults in the U.S. take medications, and it can be hard to remember to take them, know what your medications are for, and understand if there are potential interactions that could cause an issue. The Medications experience is designed to help you with reminders, logging, highlights, and more. And evidence-based medication content in the U.S. is provided by Elsevier, a leading medical content publisher.

Create your medication list. You can create your medications list, including prescription and over-the-counter medications. Start typing the medication name, and for U.S. users, suggestions will appear in the text field based on what you've typed. And you can create a custom visual to make it easy to remember.


Add medication with your iPhone camera (U.S.). Add medications using your iPhone camera.²³ Simply tap Add a Medication, tap the camera icon, and point your camera at the label of the medication packaging. You'll see results for medication name, strength, and form.

Medications from Health Records (U.S., UK, and Canada). If you are using Health Records on iPhone and have connected to a health institution, you'll see medications from your health records to help you create your list.

Medication information (U.S.). Educational content on medications you're taking gives you more context, including how to pronounce the name, what the medication is used for, how it works, and potential side effects.



See your active medications, schedule, logging history, and more.



Create a custom visual for your medication.

Schedules and reminders. You can create custom schedules for each medication, whether you take medications multiple times per day, once a week, or as needed. And you can set up reminders to keep you on track.

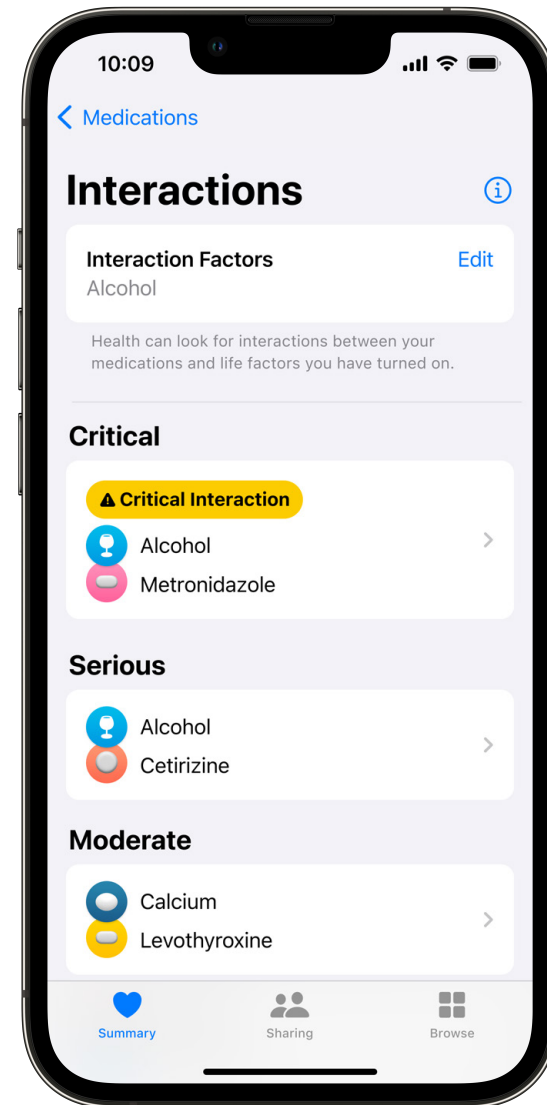
Medication logging. You can log when you've taken your medications from a reminder, or log medications right in the Health app. You can also see what you've logged for the day, or review what you've logged over time.

Charts and highlights. Interactive charts help you understand when you've taken your medications and give you insight into your medication adherence. Highlights show you how frequently or consistently you have been taking your medication.

Drug Interactions (U.S.). Interactions with medications can make them less effective or cause side effects. So to help you with this, when you add a new medication, you can receive an alert if there are critical interactions between medications or interaction factors, such as alcohol. You can review critical, serious, and moderate interactions by tapping Drug Interactions below your medications list.

Share medication data. With Health Sharing, you can choose to share medication data with loved ones. Your family members can also share their medication data with you, providing a view of which medications they are currently taking and when they last logged taking their medication.

Medications app on Apple Watch. Once you have medications set up in the Health app, the Medications app on Apple Watch makes it easy to log your scheduled and as-needed medications. You can also review what medications you've logged for the day.



Receive an alert if there is a critical interaction with a medication you've added (U.S. only).

Invite someone to share. Health Sharing lets you share any information stored in the Health app with loved ones so they can see things like medications, mobility, and activity data. You can now send family members an invitation to share their information with you to make it even easier to set up the sharing relationship.

Health Sharing reminders. To help you manage what you choose to share, you will now receive reminders that you are sharing health data with others. These reminders give you the opportunity to periodically review what health data you're sharing and who you're sharing it with to ensure that you continue to have full transparency and control over your health data.

Privacy. Privacy is fundamental in the design and development across all of our health features. The permissions built into the sharing experience give you granular control over which types of data you share, and with whom. You can make changes at any time right from the Sharing tab. Data you share is sent in an encrypted form, and Apple does not have access to any of this information.

Cycle Deviation notifications. You can receive a notification if your logged cycle history shows a possible cycle deviation. Irregular periods, infrequent periods, prolonged periods, and persistent spotting are common cycle deviations may indicate an underlying condition, or may be due to other factors. You can create a PDF of your cycle history, including cycle deviations, to share with your healthcare provider.

Health Sharing with providers (U.S.). Now you can share even more data types with your provider, including medications, Walking Steadiness, cardio fitness, and other mobility metrics. And new views help your provider understand the data you've shared.

Health Records PDF (U.S., UK, and Canada). To help you have more informed conversations with your doctor or healthcare provider, you can create a PDF of your available health records. This can be useful information to have on hand if you're meeting with a healthcare provider for the first time and want to discuss health records from other providers.





Just as the Health app on iPhone helps you meet your health goals, the Fitness app will be available to all iPhone users to help you track and meet your fitness goals, even if you don't have an Apple Watch. And later this year, use the Fitness app, even without Apple Watch, to workout and meditate with Apple Fitness+.

Move ring. Inspired by the Move ring on Apple Watch, iPhone users can now set up a personal move goal in the Fitness app. The Move ring provides an estimation of how active you are each day and closes when you hit your goal. The motion sensors on your iPhone track your steps, distance, and flights climbed when your iPhone is with you to estimate active calories burned. Any workouts you complete in third-party apps also contribute to closing your Move ring.

Move Minutes. For users 13 years and younger, the Move ring shows how many minutes have been spent actively moving around instead of active calories.

Check your trends. Trends help track your progress over time against four key metrics—Move, distance, walking pace, and running pace. Trends provide a snapshot of how you're doing compared to your past performance, so you can make sure that you're on track. Trends are based on how your metrics have moved over the past 90 days as compared to the past 365 days. If the trend arrow for a particular metric is pointing up, then you are maintaining or improving your fitness levels. If an arrow points down, your 90-day average for that metric has started to decline. It takes 180 days of Activity to start your trends.

Activity Sharing. Share your Move ring with friends for additional motivation. You can share with a contact who has either an iPhone or an Apple Watch. When someone you are sharing your activity with closes their rings, finishes a workout, or earns an achievement, you will receive a notification about their progress. You can see the progress of your friends in the Sharing tab in the Fitness app on your iPhone. You can also stop sharing, hide your own progress, mute notifications, or remove friends in the Sharing tab.

Fitness widget. There is a widget for the Fitness app so you can see your Move ring progress, steps taken, and distance at a glance.

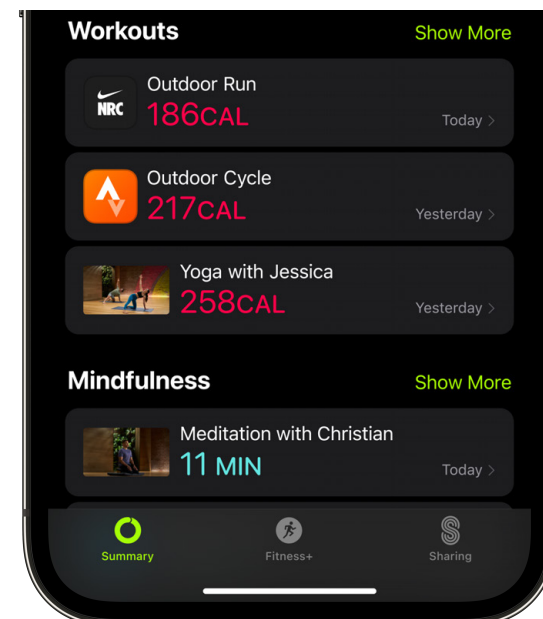
Fitness+. Fitness+ is available to all iOS users, even if they don't yet have an Apple Watch.¹ You will need an iPhone to sign up, but you will be able to experience Fitness+ on iPhone, iPad, and Apple TV.

Fitness+ will be located in the middle tab in the new Fitness app on iOS 16.

You can access the entire library of workouts including HIIT, Yoga, Core, Strength, Pilates, Dance, Cycling, Treadmill, Rowing, and Mindful Cooldown, plus Meditations.

Fitness+ iOS users will have an engaging set of on-screen metrics including timers, intensity guidance for HIIT, Cycling, Rowing and Treadmill workouts, revolutions per minute (RPM) for Cycling workouts, strokes per minute (SPM) for Rowing workouts, and incline for Treadmill workouts.

Fitness+ workouts for those without an Apple Watch will contribute to the new Move goal.





News

Apple News is the best place to keep up with the teams, leagues, and athletes you love. With a new My Sports section, you can follow your favorites and see curated and personalized stories from the best local, national, and international sports publications, all in one app.

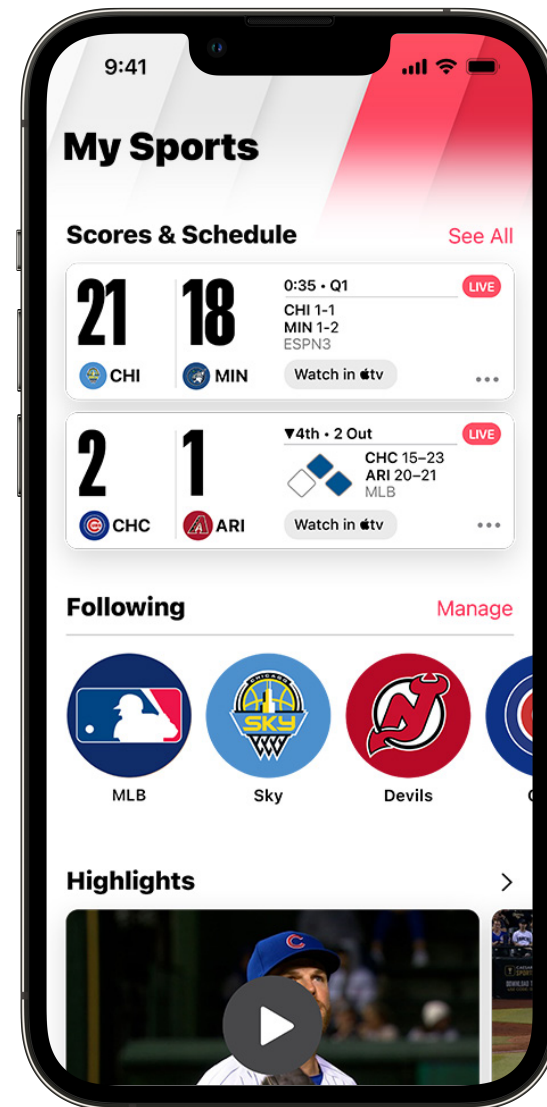
All of your sports favorites—in one place. With a few taps, fans can customize their sports experience to see stories and more about the sports, leagues, teams, and athletes that they want to follow.

Scores, schedules, and standings. In addition to stories, News will now show you scores, schedules, and standings so you can keep up with your teams at a glance.

Highlights. Catch up on the best plays by watching highlights videos right in your News feed.

Sports across Apple. Never miss a live game on Apple TV when you choose to share your sports favorites across Apple.

Supported leagues. NFL, NBA, WNBA, MLB, NHL, MLS, NWSL, College Football, College Basketball, EPL, Champions League, and more.





Family Sharing

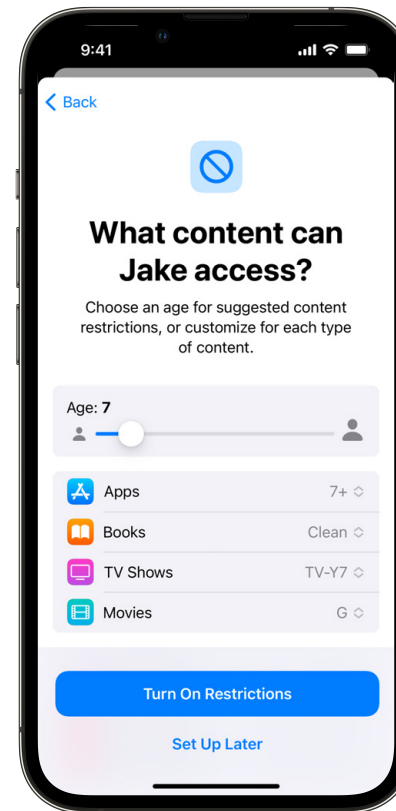
With Family Sharing, you can easily share your favorites subscriptions and purchases—like Apple Music, iCloud+, or Apple One—with up to five of your family members. It's now easier than ever to set up accounts and devices for kids, stay connected with your family members, and get the most out of Family Sharing.

Child accounts. Now when you create an account for a child, you can set up their parental controls just the way you want them, right from the start. This includes easy configuration of age-appropriate media restrictions, Screen Time, Ask to Buy, and location sharing.

Easy device setup. Once your child has their own account, setting up an iPad or iPhone for them is also now easier than ever. Just turn on the device they will be using, bring your iPhone nearby, and choose to set up with Quick Start. A screen will appear allowing you to select your child as the person who will be using it. With just a few taps, the new device will be set up for them with all the parental controls you've selected already configured.

Screen Time requests in Messages. Screen Time is a great way to set appropriate limits for kids, whether it's time spent with certain apps or the entire device. Now, when a child reaches their limit and asks for more time, you can receive their request and approve or decline right in Messages, in addition to Settings.

Family Checklist. To help you make the most of Family Sharing, iOS 16 includes a new Family Checklist that provides tips and suggestions such as updating a child's parental controls as they get older, turning on location sharing, or just reminding you that you can share your iCloud+ subscription with the whole family.



Easily configure age-appropriate media restrictions when setting up a new account for a child.



Parents can set up an iPhone or iPad for any child in their family using Quick Start and their iPhone.

Next Generation of CarPlay

The next generation of CarPlay is the ultimate expression of the iPhone experience in the car. It provides content for all the driver's screens, giving an experience that is unified and consistent. Deep integration with the car's hardware allows iPhone to communicate with the vehicle, letting iPhone power the gauge cluster while keeping your privacy in mind. Vehicle functions like climate and radio can also be controlled from CarPlay, ensuring drivers have a cohesive experience. This next generation of CarPlay is more personal than ever, with selectable widgets and gauge cluster layouts fitting perfectly to the unique screens a vehicle may have. Vehicle announcements will start late next year.

Fully integrated. The next generation of CarPlay takes things to the next level, communicating with the vehicle to provide immersive content powered by iPhone. The cohesive design experience stretches across all driver screens.

Unique to each vehicle. The next generation of CarPlay is specifically created for the unique screen configurations and layouts of each supported vehicle. Screens of all different sizes, shapes, and positions within the vehicle are naturally filled with content from your iPhone, and your in-vehicle experience has never felt so custom.

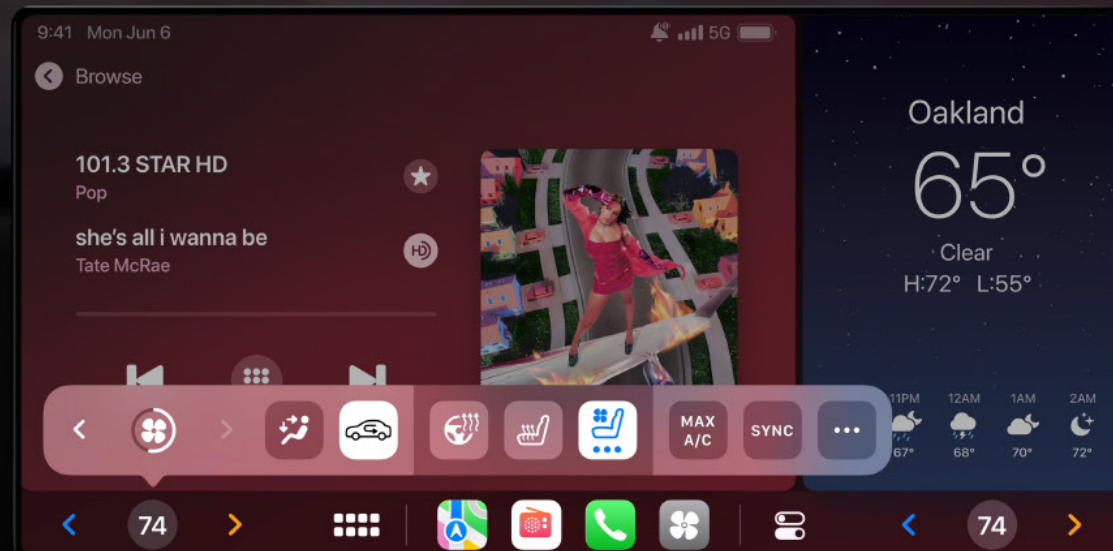


Instrument cluster. The new CarPlay experience powers the instrument cluster as well. iPhone communicates with the vehicle's real-time systems in a privacy-friendly way to power driving information like speed, RPM, fuel level, temperature, and more. Drivers can also choose their gauge cluster designs from carefully crafted and curated options.

Radio control. You can now control the car's AM/FM/satellite radio tuner directly without ever having to leave the CarPlay experience. Manage presets, change frequencies, and tune in to your favorite local radio stations.

Climate control. Controlling your vehicle's climate can now be done right from CarPlay—no need to navigate multiple screens after leaving the Apple experience. Manage temperature, air flow, and more through a simple, clean interface.

Widgets. Your favorite apps like Weather, Calendar, Maps, and more have been tuned for the driving experience as widgets throughout the displays in the vehicle. Get useful information at a glance, and enjoy the same reliable services you enjoy on iPhone on the expansive screens in your vehicle.





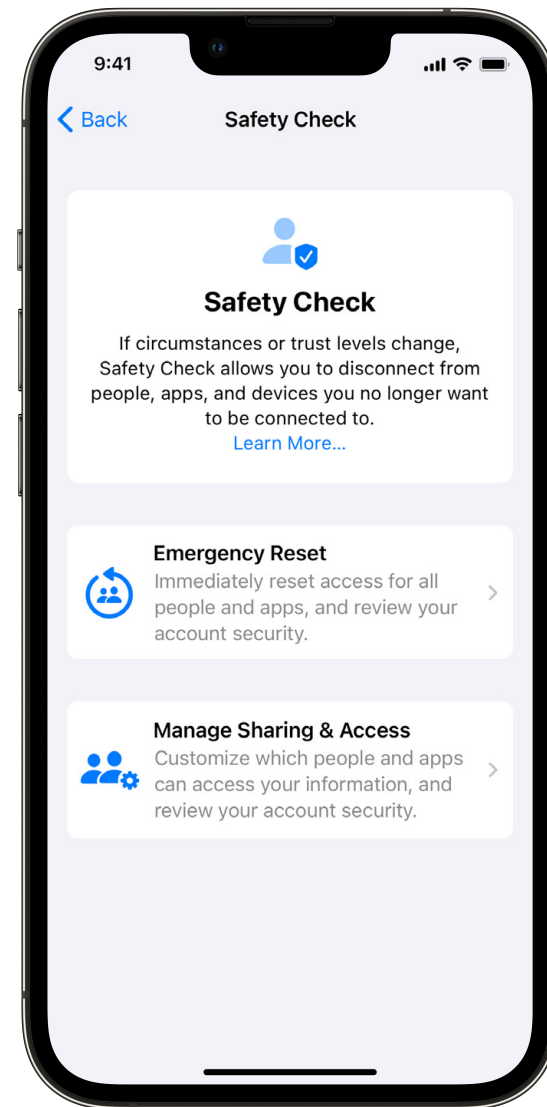
Safety Check

At Apple, we believe privacy is a fundamental human right, and we design it into everything we make. This year we're adding a new Safety Check tool to help those in domestic or intimate partner violence situations reset the data and location access they've granted to others.

Emergency reset. Designed for urgent situations, emergency reset lets you quickly take action to reset access across all people and apps. This includes disabling access to FaceTime and iMessage on your other devices. It also walks you through securing your iCloud account to only the device in your hand, and reviewing your emergency contacts and trusted devices.

Manage sharing and access. Manage sharing and access helps you review person by person and app by app to see who you're sharing with. You can sort by name or by the type of information you're sharing. This is a useful tool to understand and control what you are sharing with a particular person. It also can help you find an app with sensitive permissions installed by someone with access to your device.

Quick exit. If you're concerned that someone might see what you're doing in Safety Check, you can quickly escape from any page by tapping quick exit. This returns you to the home screen, and the next time you enter the Settings app you'll be taken to the main page, not Safety Check.





Accessibility

iOS 16 adds accessibility features to help users with disabilities customize iPhone to create, learn, and stay connected in ways that work best for them.

Vision

Door Detection. Door Detection combines the camera with LiDAR Scanner and on-device machine learning to identify doors and signage, and help users who are blind or have low vision navigate the last few feet to their destination. You can use Door Detection to locate a door, figure out how to open the door, and read any signs or labels on or around the door.

Detection Mode. A new mode in the Magnifier app with customizable tools for users who are blind or have low vision to access rich descriptions of their surroundings. Detection Mode gives you the option to turn on Door Detection, People Detection, and Image Descriptions one at a time within Detection Mode, or combine them all together depending on your context.

Activities. Save your preferred Magnifier controls, including camera, brightness, contrast, filters, and more, for recurring tasks and situations.

New languages and voices. VoiceOver and Spoken Content are now available in over 20 additional languages, including Bangla (India), Bulgarian, Catalan, Ukrainian, and Vietnamese. Plus, new voices especially optimized for assistive features are available across languages and locales.

Starting point assist with VoiceOver in Maps. Automatic sound and haptics feedback to close the gap between where you are situated and where walking directions begin.

Hearing

Live Captions. Live Captions offers real-time, automatically generated transcriptions for users who are Deaf or hard of hearing to follow along more easily with conversations, audio, and video. This includes phone calls, FaceTime calls, and any media content in your browser, video conferencing apps, or social media apps.



Live Captions in FaceTime. Follow along with your one-on-one or group FaceTime video conversations more easily, with speaker attribution so you can see who said what in a lively call with family and friends.

Siri pause time. Adjust how long Siri waits for you to finish speaking before responding to your request.

Additional customization options for Sound Recognition. You can now train iPhone to listen to alarm and appliance sounds that are specific to your unique environment, e.g., the precise ring of the doorbell in your home.

Siri announce notifications for hearing devices. Use Siri to announce iPhone and iPad notifications on your Made for iPhone hearing devices.

Add audiograms to Health. Import your audiograms into the Health app on your iPhone.

Mobility

Voice Control spelling mode. Dictate names, addresses, or other custom spellings letter by letter.

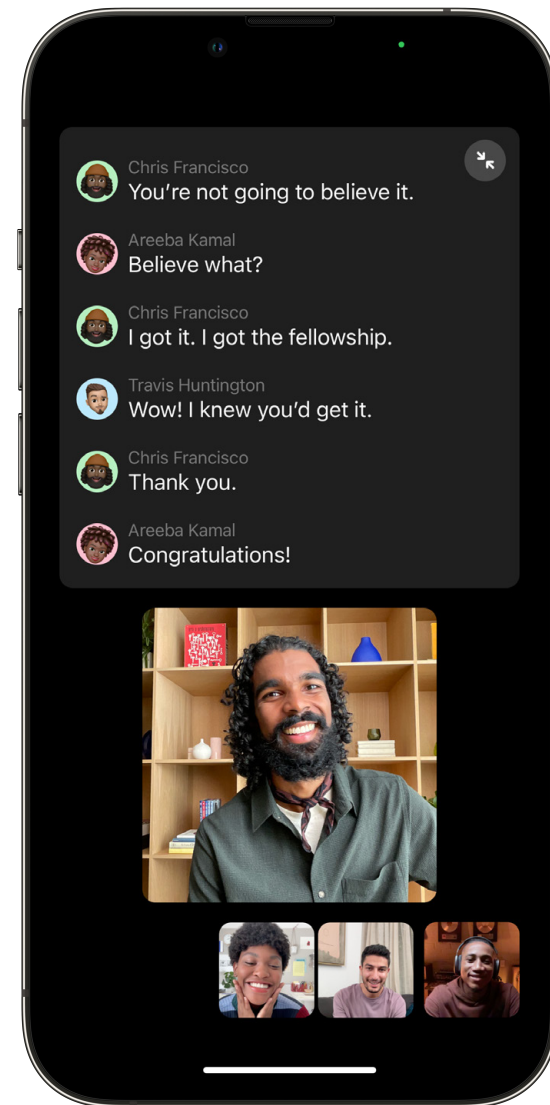
Hang up a phone or FaceTime call with Siri or Voice Control. You now have the option to use Siri or Voice Control to end phone and FaceTime calls.

Siri support for switching auto-answer for calls on/off. Ask Siri to switch auto-answer for phone and FaceTime calls on or off.

Cognitive

Buddy Controller. Buddy up with your care provider to get to the next level in your favorite games, by combining the inputs from multiple controllers to drive one player.

New accessibility options within Books. Customization options such as bolding text, adjusting line, character, and word spacing, and more.



System Requirements

iOS 16 is available as a free software update.

The following iPhone models are compatible with iOS 16:

- iPhone 14
- iPhone 14 Plus
- iPhone 14 Pro
- iPhone 14 Pro Max
- iPhone 13
- iPhone 13 mini
- iPhone 13 Pro
- iPhone 13 Pro Max
- iPhone 12
- iPhone 12 mini
- iPhone 12 Pro
- iPhone 12 Pro Max
- iPhone 11
- iPhone 11 Pro
- iPhone 11 Pro Max
- iPhone Xs
- iPhone Xs Max
- iPhone XR
- iPhone X
- iPhone 8
- iPhone 8 Plus
- iPhone SE (2nd generation and newer)



For More Information

For more information about iOS 16, visit apple.com/ios/ios-16.

Product Images

To download product images, visit apple.com/newsroom.

Features are subject to change. Some features, applications, and services may not be available in all regions or all languages.

¹Coming in an update later this year. ²Users can edit or unsend a message for up to 15 minutes after sending it. ³Available in English (Australia, Canada, India, Singapore, UK, and U.S.). ⁴Available on iPhone with A12 Bionic and later. ⁵Available on iPhone with A12 Bionic and later. Available in English (Australia, Canada, India, Singapore, UK, U.S.), French (France), German (Germany), Italian (Italy), Japanese (Japan), and Spanish (Mexico, Spain, U.S.). ⁶Requires download of speech models. Coming to iPhone 8, iPhone 8 Plus, and iPhone X later this year. ⁷Available on iPhone with A12 Bionic and later. Requires download of speech models. Available in Arabic (Saudi Arabia), Cantonese (China mainland, Hong Kong), English (Australia, Canada, India, Singapore, UK, U.S.), French (France), German (Germany), Italian (Italy), Japanese (Japan), Korean (South Korea), Mandarin Chinese (China mainland, Taiwan), Russian (Russia), Spanish (Mexico, Spain, U.S.), and Turkish (Turkey). ⁸Available in Cantonese (Hong Kong), English (Australia, Canada, India, UK, U.S.), French (France), German (Germany), Japanese (Japan), Mandarin Chinese (China mainland, Taiwan), and Spanish (Spain). ⁹Available on iPhone with A12 Bionic and later. Requires download of speech models. Available in Cantonese (Hong Kong), English (Australia, Canada, India, UK, U.S.), French (France), German (Germany), Japanese (Japan), Mandarin Chinese (China mainland, Taiwan), and Spanish (Mexico, Spain, U.S.). ¹⁰Available on iPhone 8 or later, Apple Watch Series 4 or later, and requires a provisioned driver's license or state ID in Wallet. ¹¹Coming in an update later this year. Available with participating car brands and properties. ¹²Coming later this year for qualifying applicants in the United States for purchases online and in apps, on iPhone and iPad. May not be available in all states. ¹³Medication and interaction information is evidence-based content licensed from Elsevier, a leading publisher of health and science information. The Medications feature should not be used as a substitute for professional medical judgment. Additional information is available on the labels of your medications, but please consult your healthcare provider prior to making any decisions related to your health. ¹⁴Available on iPhone 12 Pro, iPhone 13 Pro, iPad Pro 12.9-inch (4th and 5th generation), and iPad Pro 11-inch (2nd and 3rd generation). ¹⁵Available in English (U.S., Canada) on iPhone 11 and later, iPad with A12 Bionic and later, and Mac computers with Apple silicon. ¹⁶Available in English (U.S.). ¹⁷Users can make up to five edits to a given message. ¹⁸Available on iPad with A12 Bionic and later. Requires download of speech models. Available in German (Germany), English (Australia, Canada, India, UK, U.S.), Spanish (Spain, Mexico, U.S.), French (France), Japanese (Japan), Mandarin Chinese (China mainland), and Cantonese (Hong Kong). ¹⁹Available on iPhone with A12 Bionic and later. Requires download of speech models. Available in German (Germany), English (Australia, Canada, India, UK, U.S.), Spanish (Spain, Mexico, U.S.), French (France), Japanese (Japan), Mandarin Chinese (China mainland), and Cantonese (Hong Kong). ²⁰Available in San Francisco and London, with more to come. ²¹Your card-issuing bank may charge you fees if your debit card contains insufficient funds. ²²ID cards are supported for participating states in the United States. ²³Adding medications with Camera requires iPhone Xs, iPhone Xr, or later.

© 2022 Apple Inc. All rights reserved. Apple, the Apple logo, AirPods, Apple Books, Apple Card, Apple Music, Apple Pay, Apple TV, Apple Wallet, Apple Watch, CarPlay, Face ID, FaceTime, HomeKit, HomePod, iMessage, iPad, iPhone, Keynote, Mac, Safari, Shazam, Siri, Spotlight, and Touch ID are trademarks of Apple Inc., registered in the U.S. and other countries. SharePlay is a trademark of Apple Inc. Apple News and iCloud are service marks of Apple Inc., registered in the U.S. and other countries. Apple One and iCloud+ are service marks of Apple Inc. IOS is a trademark or registered trademark of Cisco in the U.S. and other countries and is used under license. The Bluetooth® word mark and logos are registered trademarks owned by Bluetooth SIG, Inc. and any use of such marks by Apple is under license. Other product and company names mentioned herein may be trademarks of their respective companies. Product specifications are subject to change without notice. This material is provided for information purposes only; Apple assumes no liability related to its use. September 2022